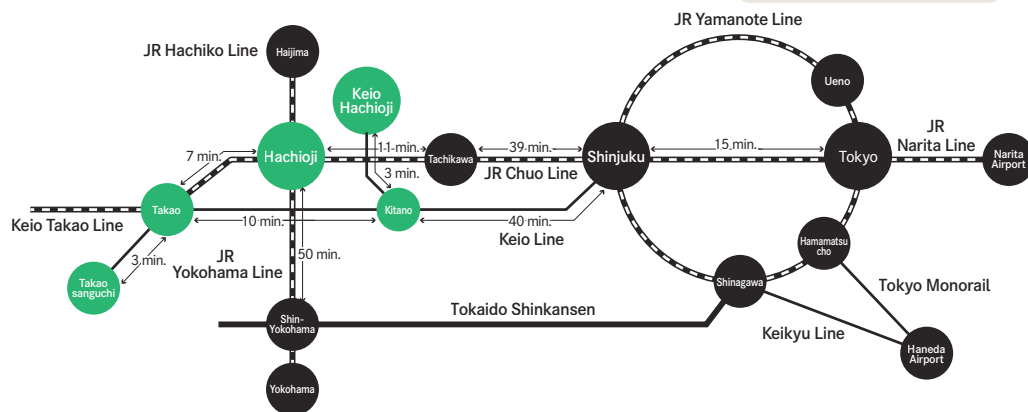

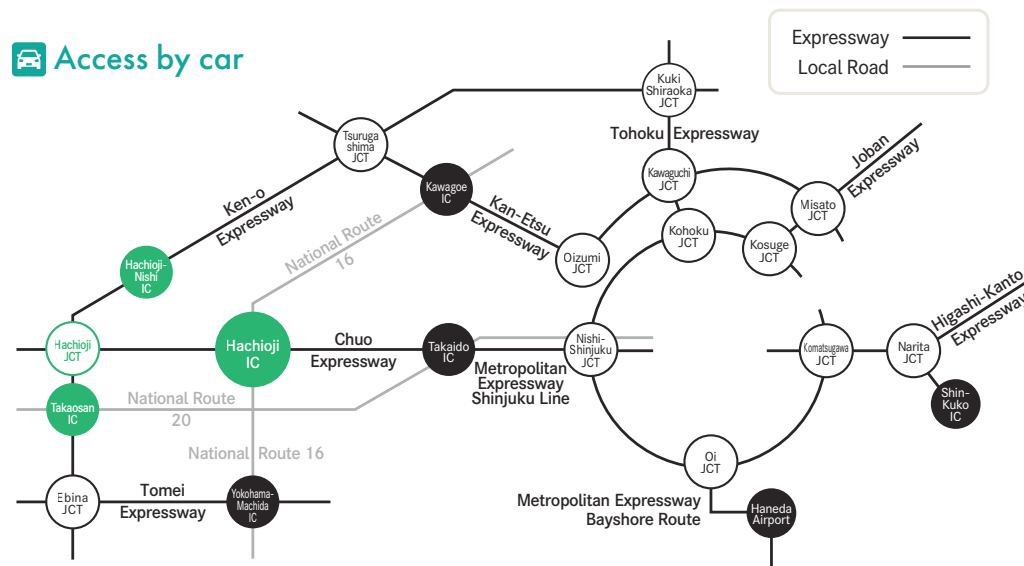


Access

Access by train



Access by car



A Journey to Experience the History
and Traditional Culture
of Soto in Hachioji, Tokyo

HACHIOJI CITY SOTO MONOGATARI Tour Guide

"SOTO MONOGATARI"
Internet portal



About Japan Heritage

Japan Heritage is a program by the Agency for Cultural Affairs for certifying stories that convey the culture and traditions of Japan through the historical appeal and characteristics of regional areas.

"Japan Heritage"
Internet portal



Publisher : Japan Heritage "SOTO MONOGATARI (The Story of Mulberry City)" Promotion Council
Secretariat: 3-24-1 Motohongo-cho, Hachioji-shi, Tokyo
Japan Heritage Promotion Division, Industrial Promotion Department, Hachioji City

日本遺産
JAPAN HERITAGE

桑都物語
SOTO MONOGATARI

About SOTO MONOGATARI

Hachioji is a city located to the west of Tokyo. In olden times, the silk and textile industries there had thrived, and since the raising of silkworms came hand in hand with the cultivation of mulberry trees, the worms' primary food source, Hachioji was known as "Mulberry City."

The city became the largest post town on the Koshu Route and developed while fostering various cultures.

Its foundation dates back to the end of the Sengoku period (Warring States period; 1467-1568), when the famous Hojo family head Hojo Ujiteru, who seized control of the Kanto region, built a castle town. The silkworm farmers and silk merchants who supported the development of Mulberry City had prayed for Ujiteru's military fortunes.

Meanwhile, the people of the area have revered Mt. Takao as sacred and have protected it with care since ancient times. On Mt. Takao, the traditional culture of Mulberry City that flourished in the Edo period (1603-1867) continues to be passed down, along with the prayers of the people.

The Story of Mulberry City is the story of the activities of the town founded by the Hojo family and the prayers of the people to the sacred Mt. Takao which continue to this day, and how the rich culture nurtured in this land will continue to be passed on to the future.

1

Active route in spiritual hot spot

A tour to fully enjoy the "Reikimanzan" on the royal Mt. Takao



2

Fun route for adults


A journey of art and drinks immersed in tradition



3

Route of craft in the town of textiles


I love making things!
A tour where you can experience the traditional culture unique to Soto / Hachioji



4

Route of learning history

A tour of castle ruins and shrines to fully enjoy the history of Hachioji



X(Formerly Twitter)



YouTube



Facebook



Instagram



A tour to fully enjoy the "Reikimanzan" on the royal Mt. Takao

1 Active route in spiritual hot spot



Mt. Takao, selected as a Michelin 3-star mountain, is a "mountain of prayers" that still retains its rich natural environment, which was carefully protected by the warlord Hojo Ujiteru. Walking around the mountain, you can experience the charm of Mt. Takao, which was worshiped by silkworm farmers and silk merchants. This route features the charms of Hachioji, where you can refresh your body and mind while enjoying the beautiful scenery of the four seasons.

Japan Heritage Structural Cultural Property



Cultural assets of Takaosan Yakuoin Temple
(Tangible Cultural Property of Tokyo)



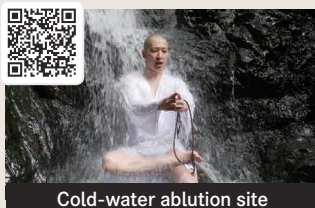
Joshinmon Gate of Takaosan Yakuoin Temple



Japanese cedars of Mt. Takao
(Tokyo-designated Natural Monument / City-designated Natural Monument)



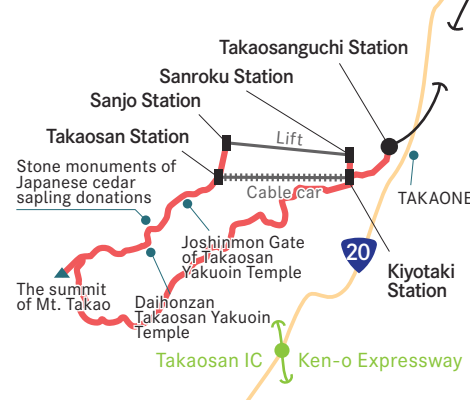
Stone monuments of Japanese cedar sapling donations



Cold-water ablution site



Japanese giant flying squirrels of Mt. Takao



Cable cars and lifts are available from the foot of the mountain to the middle of Mt. Takao.



Cable car



Lift

Recommended spots

Takaosan SUMIKA
It is a commercial complex located halfway up Mt. Takao.



Keio Takaosan Onsen Gokurakuyu
A hot spring that gushes out at the gateway to Mt. Takao. You can refresh your body and mind while being healed by the rich nature.



TAKAO 599 MUSEUM
A museum filled with the charms of Mt. Takao. There are coffee shop and souvenir shop in the museum.



Recommended route Journey time 10 hours
Area Mt. Takao Budget From 20,000 yen



10:00

Takaosanguchi Station on the Keio Line
Start of trail No.6

A route where you can feel cool even in summer by walking along the creek. "Biwa Waterfall" is used as a training ground for the Takaosan Yakuoin Temple. The total length is 3.3 km. Use climbing shoes.

1 h. and 30 min.



12:00

The summit of Mt. Takao
If it is sunny, you can see Mt. Fuji.

30 min.



12:30

Buddhist Vegetarian Cuisine served at "Daihonzan Takaosan Yakuoin Temple"

■ About Buddhist Vegetarian Cuisine

Advance reservation is required.



A 90-minute walk 60 min. by cable car / lift



16:00

Selecting souvenirs near Kiyotaki Station

There are many popular souvenirs from Mt. Takao such as "Sotoyaki" and "Tengu Kuromame Manju" are available!



6 min.



16:30

Check in at "TAKAONE"

It is an accommodation where you can enjoy bonfires and pottery workshop.

■ TAKAONE
2264 Takaomachi



17:30

Dinner in the Mt. Takao area

Mt. Takao area has a variety of restaurants where you can enjoy a delicious dinner. Enjoy dishes made with fresh local ingredients and warm dishes to heal your fatigue after climbing a mountain.

20:00

Overnight stay at "TAKAONE"

A journey of art and
drinks immersed
in tradition

2

Fun route for adults



Walking through the lively city center of Hachioji, you may encounter the elegant Hachioji geisha. It is a perfect route for adults to enjoy the bustling atmosphere typical of Soto / Hachioji by touring the city in kimono and enjoying the taste of sake.

Japan Heritage Structural Cultural Property



Famous sakes of Mulberry City



Hachioji geisha

Photo spot



Naka-cho Kurobei

The Naka-cho area of Hachioji, which prospered as a textile town from the Taisho period to shortly after the war, has the only Hanamachi area in the Tama area and is still bustling.

Spots around the area



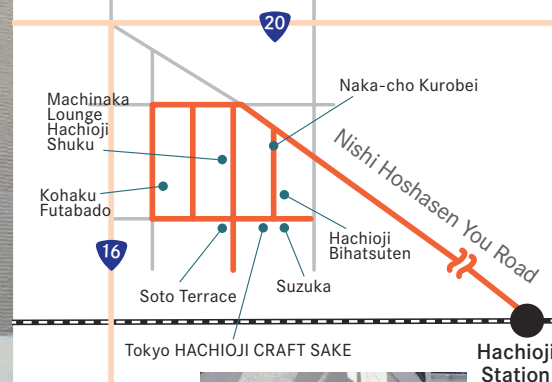
Sakamoto Gofukuten

A select kimono store in business for 91 years.



Ajiroen

Founded in 1891. A teahouse that continues to do business in Hachioji.



Recommended route
Area Around Hachioji Station

Journey time 7 hours
Budget From 25,000 yen

13:00



10 min.

13:15



Hairdressing and kimono-wearing experiences

■ Hachioji Bihatsuten
Naka-cho 9-12



1 min.

15:00



Shopping at "TOKYO HACHIOJI CRAFT SAKE"

A brewery located in a corner of Kurobei Dori. You can also enjoy tastings.

■ TOKYO HACHIOJI CRAFT SAKE
Naka-cho 10-9



1 min.

15:30



Taking a commemorative photo at Soto Terrace

A facility full of Japanese charm, inspired by the atmosphere of the Hanamachi. There are also traditional performing arts events held regularly.

■ Soto Terrace
Naka-cho 11-8



1 min.

15:45



Taking a break at "Kohaku Futabado"

A restaurant & bar in a renovated old private house. It can also be used as a cafe.

■ Kohaku Futabado
Minami-cho 2-3



Stroll around the area!

2 min.

18:00



Dinner at a Japanese restaurant "Suzuka"

It has a historic appearance that retains the atmosphere of a Hanayagikai. You can casually enjoy seasonal dishes.

You can also invite Geisha people from Hachioji and have a meal together.

■ Suzuka
Naka-cho 10-9



20:00

Dismissed

I love making things!

A tour where you can experience

the traditional culture unique

to Soto / Hachioji

3

Route of craft in the town of textiles



In Soto / Hachioji, which developed into the largest post town along the Koshu Route based on the silk industry, visitors can experience dyeing, hand-weaving, and other craft tours that both adults and children can enjoy. This course is for people who love making things.

Japan Heritage Structural Cultural Property



Tamaori



Spots around the area



Soto Japan Heritage Center Hachioji Museum (Hachihaku)


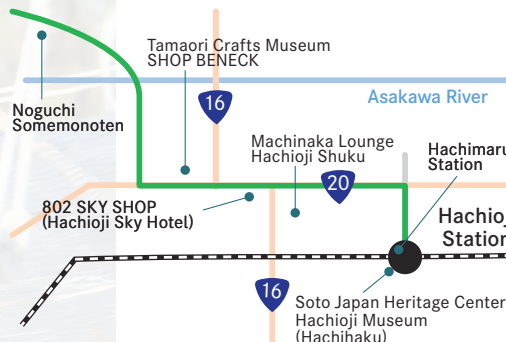
This facility showcases the Japan Heritage "SOTO MONOGATARI" and the history and culture of Hachioji. It introduces the textile industry that supported the development of the town and traditional performing arts that have been handed down to the present, such as Hachioji Kuruma Ningyo and Tamaori (Tama Fabrics).



Tamaori Crafts Museum

You can easily experience "hand weaving" under the guidance of a traditional Tamaori craftsman. Advance reservation is required.

Hachiman-cho 11-2 (Hachioji Textile Trade Center)



Hachimaru Station

It delivers the producer's passion for craftsmanship and the charm of Hachioji in whole. Specialties of Hachioji are available here.

2F Celeo Hachioji North Building, Asahi-cho 1-1



802 SKY SHOP

The hotel is located within walking distance from JR Hachioji Station. It sells traditional crafts and other miscellaneous goods, as well as specialty products made with Hachioji ingredients.

Yokamachi 2-3 (Hachioji Sky Hotel)

Recommended route

Area Around Hachioji Station

Journey time 7 hours

Budget From 7,000 yen



12:00

5 min.

12:30



20 min.

1 min.

13:00



5 min.

16:00



14 min.

17:00



17:30



19:30

Learn about Japan Heritage at "Hachihaku"

Soto Japan Heritage Center Hachioji Museum (Hachihaku)

Koyasumachi 4-7-1
3F Southern Sky Tower Hachioji



JR Hachioji Station North Exit

From the north exit 67 bus stop
-To Kawaguchi Elementary School
-To Narahara Elementary School
-To Kamikawa Reien
Get off at "Nishinakano 2-chome" bus stop
(Buses going directly to Kogakuin University do not stop at that bus stop.)

Hands-on dyeing experience

"Noguchi Somemonoten"

Nakanokami-cho 4-20-11

It is an indigo dyeing studio that carries on the "Nagaita Chuugata," a traditional Japanese dyeing method using stencils, which remains only in a few places in Japan.

To JR Keio Hachioji Station
Get off at the "Orimono Kumiai Mae" bus stop



Get "Hachioji Textile"

SHOP BENECK

Hachiman-cho 11-2
(Hachioji Textile Trade Center)



Taking a break at "Machinaka Lounge Hachioji Shuku"

Machinaka Lounge Hachioji Shuku

Naka-cho 12-11-1
1F of the building



Dinner in the downtown area

There are many diverse restaurants in the downtown area where you can enjoy Japanese and Western cuisine. And of course, you can taste the famous Hachioji Ramen!



Dismissed

A tour of castle ruins and
shrines to fully enjoy
the history of Hachioji

4

Route of learning history



The Hachioji Castle Ruins, a national historic site, is a historical site where the remains of a garden and numerous ship's cargoes have been excavated. After enjoying the ruins of Hachioji Castle, visitors will head to the central city area where the Hachioji Shuku was located to learn about the past and present changes in Hachioji. It is a deep route that is perfect for history lovers.

Japan Heritage Structural Cultural Property

Hachioji Castle area



Hachioji Castle Ruins (national historic site)



Hachioji-Jinja Shinto Shrine

A Ruins of Goshuden

The ruins of the residence of the castle's lord, Hojo Ujiteru. You can see aerial photography by drones.




B Ruins of Honmaru

The center of Hachioji Castle. Because it is a mountain road, please wear clothing that is easy to move around in.



Artifacts excavated from Hachioji Castle Ruins Goshouden



Tomb of Hojo Ujiteru and his retainer

Takao area



Kobotoke Barrier Ruins (national historic site)

From the bus stop at the north exit ② of JR Takao Station 5 minutes after getting off at "Komagino" bus stop on the way to "Kobotoke" bus stop

Takiyama area



Takiyama Castle Ruins (national historic site)

From the north exit of JR Hachioji Station, bus stop No. 12 Take a bus bound for "Akigawa," "Tobuki," "Tobuki Sports Park," or "Summerland" and get off at "Takiyama Joshi-shita" bus stop, and walk for 25 minutes




Spots around the area



Michi-no-eki Hachioji Takiyama

It is the only roadside station in Tokyo. Vegetables, fruits, and specialties from Hachioji are sold here.

From the north exit of JR Hachioji Station, bus stop No. 12 About 10 minutes after getting off at "Michinoeki Hachioji Takiyama-iriguchi" About 10 minutes after getting off at "Michinoeki Hachioji Takiyama-iriguchi" from "Takiyama Joshi-shita"



Find accommodations here!



Recommended route

Journey time 7 h. and 30 min.

Area Around Hachioji Castle Ruins and Hachioji Station

Budget From 4,000 yen

8:30



JR Takao Station

Only on Saturdays, Sundays, and national holidays, a bus bound for "Hachioji Castle Ruins" will run from the ① bus stop at the north exit to "Reien-mae / Hachioji Castle Ruins-iriguchi."

Get off at "Hachioji Castle Ruins-iriguchi" 10 min. by bus and 1-min walk

Get off at "Reien-mae / Hachioji Castle Ruins-iriguchi" bus stop 5 min. by bus and 20-min walk

9:00



Tour of "Guidance Facility"

You can learn about the history of Hachioji Castle and the castle lord Hojo Ujiteru while watching videos and panels.

■ Hachioji Castle Ruins Guidance Facility
Motohachioji-cho 3-2664-2



3 min.

9:30



Strolling around "Hachioji Castle Ruins"

A Ruins of Goshuden (approx. 1 hour)
You can listen to explanations by volunteer guides.

B Ruins of Honmaru (approx. 2 hours)



Take a bus to JR Takao Station

7 minutes by train from JR Hachioji Station

12:00

JR Hachioji Station North Exit



Lunch in the downtown area

Find restaurants here!



13:30



Visit to Ichimori Otori Shrine

■ Ichimori Otori Shrine
Yokoyama-cho 25-3

12 min.

15:10



Learn about Japan Heritage at "Hachihaku"

■ Soto Japan Heritage Center Hachioji Museum (Hachihaku)
You can also see artifacts excavated from the Goshuden.

Koyasumachi 4-7-1
3F Southern Sky Tower Hachioji



16:00

Dismissed